

DGIS - Akvo PPP (2014-2017)

Final report

1 January 2016 - 31 March 2017

Contacts:

Account holder DGIS: Kees Oude Lenferink
Account holder Akvo: Jeroen van der Sommen

Total programme budget

EUR 2.820.000 + 119.000

Programme summary

Phase 3 of the DGIS and Akvo partnership builds on the momentum that Akvo has achieved in reporting and monitoring progress directly from the field using the internet and mobile phones. This new phase will demonstrate paperless reporting and monitoring at scale in target countries, delivering systems that will be less burdensome, less costly, more transparent, more open and more efficient.

Location



Map shows PPP target countries and additional countries where activities are planned.

Executive summary

Highlights

On a global level MoU's were signed with ABFN Niger Basin and Volta Basin Authority, and a partnership with Urban WaterS Hub. Cisco and Hilton committed grants for the continued development and scaling of Lumen.

In Sierra Leone a water point inventory at national scale started. We engaged in a partnership with AfDB to publish the water portfolio in RSR-IATI and support national governments in the East Africa region using Flow. In South East Asia Pacific a strategic partnership was signed with the government of Fiji, after receiving recognition for our work in supporting rapid WASH damage assessments after cyclone Winston."

In 2016 the RSR results monitoring feature was introduced, enabling organisations to monitor progress and manage results online in RSR as well as generate reports based on their RSR project data. This PPP3 report has been exported directly from the RSR database. Plan Finland was our first partner to fully transition to reporting online in RSR, and use the tool for project visualisation, results monitoring, IATI publication and reporting to the Finnish MFA.

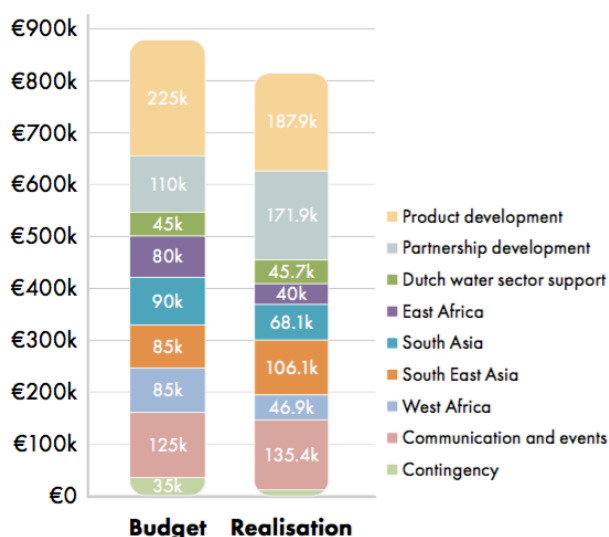
The Akvopedia mobile app enables access to all Akvopedia pages and is available on Google playstore from March 2017.

Variations from plan

After consultation with the Dutch Embassy in Bangladesh, DGIS advised to exclude this embassy from the pilot. Due to capacity constraints at the embassy, as well as the risk of confusion between the DGIS IATI project and PPP embassy pilot.

Financial overview

This finance overview is for 2016. Overall we stayed within budget. A small part of the budget was taken to 2017 for finalising activities and a West Africa track day. We spent more time on partnership development in Africa, as also reflected in the match-funding figures: GIZ, CartONG, World Vision, AfDB, Afri-Alliance. We planned final communication and final embassy activities in Ghana, Indonesia and Mali in Q1.






Explanation of progress measurement




The progress circle percentage is based on the actual delivered value for a year compared to the target for the year. In line with common monitoring and evaluation practice, we feel that general progress is best reflected with a traffic light indication. For showing progress on individual indicators, we feel progress is best reflected through a percentage as well as traffic light colouring.

For showing progress on results, however, we feel percentages (which are calculated through indicator progress averages), do not reflect the actual progress on a result well enough. This because reaching a result includes more than reaching the set indicator targets. For showing result progress we therefore feel solely the traffic light indication is most appropriate.

For the results (page 3)

-  Partly reached or nearly reached
-  Result partly reached
-  Result under delivered

For the indicators (page 4 onwards)

-  85% - 100% Partly reached or nearly reached
-  50% - 84% Result partly reached
-  0% - 49% Result under delivered

Projects and results

Progress

Product development: Akvopedia

1. Akvopedia software is continuously improved, source code is shared online and documented with an open license.	96%	
2. Increased accessibility and knowledge of Akvopedia in the WASH sector	311%	
3. Increased availability of WASH technology and solutions online.	431%	
4. Users can access Akvopedia via phone app	100%	

Product development: Akvo RSR

5. Akvo RSR is used for tracking progress about projects over time (paperless reporting).	200%	
6. Akvo RSR software is continuously improved, source code is shared online and documented on github with an open license.	129%	
7. Increased use of the Akvo RSR platform.	290%	
8. Organisations can use Akvo RSR software to become IATI compatible and to import and export their projects to the IATI registry.	100%	
9. Users can access the RSR Up phone app for field reporting.	52%	

End-user feedback systems

10. Organisations can use Akvo Flow to enable feedback loops	133%	
--	------	--

Opencast

11. Development of opencasting tool	50%	
-------------------------------------	-----	--

Partnership development

12. Akvo has an increased and diverse partnerships portfolio	416%	
--	------	--


Product integration

13. Integration between Akvo products	160%	
14. Integration to Akvo products (availability API's)	0%	


WASH portfolio IGG Water online


15. Increased use / outreach of the IGG Water platform	9%	
16. WASH portfolio of DGIS (IGG-Water) is published online	64%	

Dutch embassy portfolio (RSR)


17. WASH portfolio of Netherlands Embassy in target countries is published online 182% 

East Africa

18. Activating local reporting in East Africa 268% 


19. Roll out of mobile based monitoring in East Africa 455% 

West Africa

20. Activating local reporting in West Africa 151% 


21. Roll out of mobile based monitoring in West Africa 615% 


South Asia

22. Activating local reporting in South Asia 72% 


23. Roll out of mobile based monitoring in South Asia 392% 


South East Asia

24. Activating local reporting in South East Asia 193% 

25. Roll out of mobile based monitoring in South East Asia 529% 

Events and communication

26. Increased Akvo outreach to partners 152% 

27. Strengthened internal collaboration and communication 1400% 

PPP Phase 3 – Product development: Akvopedia

Project summary

Akvo's Public Private Partnership Phase 3 with the Dutch Ministry of Foreign Affairs aims to enhance and refine Akvo core products during 2014-2017. The online knowledge platform Akvopedia is filled with information on smart and affordable water and sanitation technology. Akvo actively seeks new partners who will share their knowledge on Akvopedia to extend existing and add new knowledge portals.

Partners

Akvo

Locations

United States of America (The), Netherlands (The)

Results

Result 1

Akvopedia software is continuously improved, source code is shared online and documented with an open license.

Indicator 1.A

Number of software releases



ACTUAL

4

TARGET

4

BASELINE

1

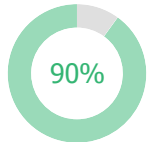
In 2016 three new releases were done following the release schedule of MediaWiki Foundation. These releases included improvements related to the new Akvopedia Visual Editor and general bug fixes.

Result 1

Akvopedia software is continuously improved, source code is shared online and documented with an open license.

Indicator 1.B

Number of new features



ACTUAL

9

TARGET

10

BASELINE

0

New Akvopedia features include the new Visual Editor. This is a so-called WYSIWYG editor (What You See Is What You Get). This editor does not require any software coding knowledge anymore but instead makes use of simple Word-like bars with different editing commands. This makes adding new content to Akvopedia much more user friendly.

Indicator 1.C

Akvopedia Editor is available



ACTUAL

Available

TARGET

Available

BASELINE

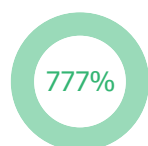
Not available

The Akvopedia Visual Editor became fully operational in 2016. The editor enables users to build new article pages and edit existing pages in a much more simple way. This link supports new contributors with adding or editing content: akvopedia.org/wiki/How_to_contribute.

Result 2

Increased availability of WASH technology and solutions online.

Indicator 2.A	Number of articles in Akvopedia		
---------------	---------------------------------	--	--



ACTUAL

1,954

TARGET

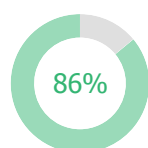
1,250

BASELINE

1,146

By the end of 2016 the total number of Akvopedia article pages was 1954. Since Akvopedia was set up, in total 35.390 page edits were done. Akvopedia now has 770 registered users.

Indicator 2.B	Number of new WASH portals introduced		
---------------	---------------------------------------	--	--



ACTUAL

9

TARGET

10

BASELINE

3

The Sustainable Oil Palm Farming portal was added to Akvopedia in cooperation with SNV. This portal aims to support oil palm smallholders to increase the productivity of their plantations and income in a sustainable way. Cooperation between Akvo and the SuSanA network on Sustainable Sanitation continued and extended. Various working groups within the SuSanA network are now using the new Visual Editor to develop new content on sustainable sanitation. This content is published on Akvopedia and the SuSanA.org website.

Result 3

Users can access Akvopedia via phone app

Indicator 3.A	Akvopedia phone app is available		
---------------	----------------------------------	--	--



ACTUAL

Available

TARGET

Available

BASELINE

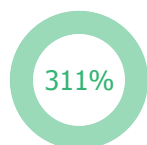
Not available

In addition to a mobile enabled version of Akvopedia, an Akvopedia mobile app is available and will be published on Google playstore in March 2017. The app enables access to all pages in Akvopedia from a mobile device in a user friendly way with good page rendering. Between 30-40% of current visits is coming through a mobile device and this number is growing steadily.

Result 4

Increased accessibility and knowledge of Akvopedia in the WASH sector

Indicator 4.A	Number of visits		
---------------	------------------	--	--



ACTUAL

1,934,895

TARGET

1,200,000

BASELINE

851,742

The number of page views is generated by 897942 unique visitors. This statistic is cumulative up to end 2016, and does not include Q1 2017.

PPP Phase 3 - Product development: Akvo RSR

Project summary

Akvo RSR is a web-based content management system that makes it easy for teams working in development aid to bring projects and programmes online and share progress with everyone involved and interested. We will further develop and enhance RSR and integrate it with other Akvo products in order to create an online reporting tool that will eventually replace paper-based reporting.

Partners

Akvo

Locations

Netherlands (The)

Results

Result 1

Akvo RSR software is continuously improved, source code is shared online and documented on github with an open license.

Indicator 1.A

Number of software releases (Github)



ACTUAL

96

TARGET

90

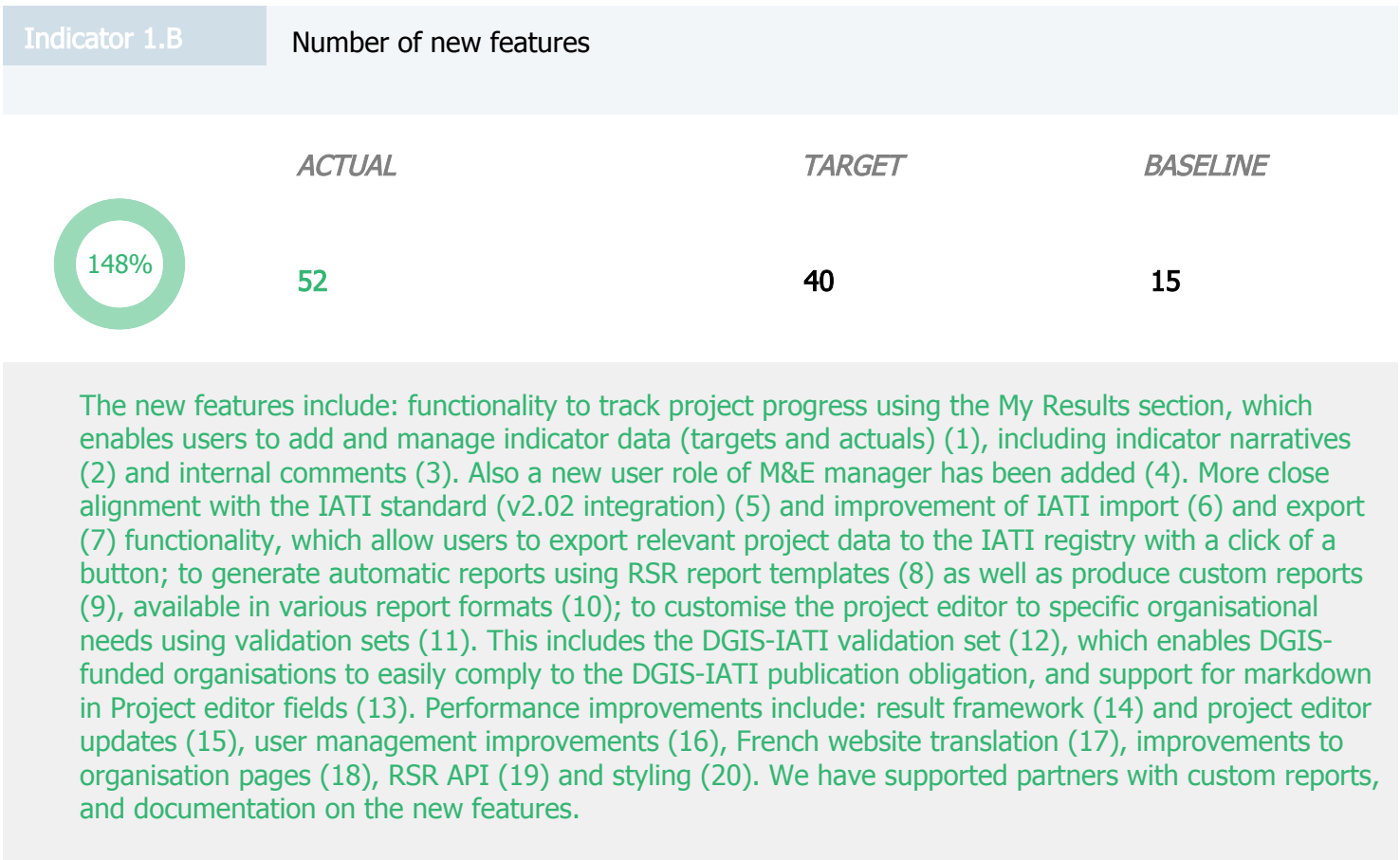
BASELINE

36

Since 2016 we employ a three-weekly release cycle. From 2012 until the end of March 2017 we have done 91 releases in total, including hot fix releases. Since RSR is a mature tool, about 50-60% of the release content relates to maintenance (bug fixes, upgrades) and the remaining content relates to new features and improvements. The RSR release notes are openly available via Github: https://github.com/akvo/akvo-rsr/blob/develop/RELEASE_NOTES.md.

Result 1

Akvo RSR software is continuously improved, source code is shared online and documented on github with an open license.



Result 2

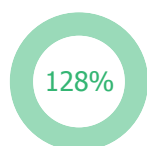
Increased use of the Akvo RSR platform.



Result 2

Increased use of the Akvo RSR platform.

Indicator 2.B	Number of projects reported on via platform		
---------------	---	--	--



ACTUAL

3,988

TARGET

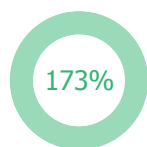
3,500

BASELINE

1,759

27-03-2017: Of these published projects, 1571 projects are 'Active' (currently running). (2016 number only)

Indicator 2.C	Number of updates from the field		
---------------	----------------------------------	--	--



ACTUAL

15,489

TARGET

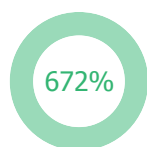
11,000

BASELINE

4,842

So far, 15.489 progress updates have been posted through the RSR platform. This includes both updates posted via the web as well as the mobile app. (2016 number only)

Indicator 2.D	Value of projects reported on online		
---------------	--------------------------------------	--	--



ACTUAL

4,848,324,962

TARGET

1,300,000,000

BASELINE

679,545,556

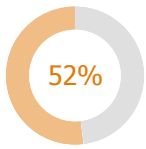
The total value of projects reported on online in 2016 has increased with 3.188.193.931 Euro. (2016 number only)

Result 3

Users can access the RSR Up phone app for field reporting.

Indicator 3.A

Number of RSR Up software releases



ACTUAL

12

TARGET

23

BASELINE

0

The RSR Up app is fully functional and available. In 2016-Q1/2017 4 RSR Up app releases were done. Functionality includes: possibility to add geolocation data to an update; adding a photo caption and credit to an update; bug fixes in 'Refresh progress' display; bug fixes around how photo is captured and displayed on the phone; French and Spanish translations update; improvements to project update parser; bug fixing on login management and password resetting; possibility to connect to an organisation through the app; and new icon design. The design work on including result updates through the app are finalised (to complement the upcoming RSR redesign on the website). The implementation of this feature is scheduled later in 2017. RSR Up app development milestones are openly available in Github via <https://github.com/akvo/akvo-rsr-up/milestones?state=closed>. Over the past 3 years, the release cycle of the RSR Up app is on average every quarter, so four times per year. The target for this indicator is 23 releases and turns out not actually realistic.

Result 4

Organisations can use Akvo RSR software to become IATI compatible and to import and export their projects to the IATI registry.

Indicator 4.A

Percentage (%) RSR is IATI compatible



ACTUAL

100

TARGET

100

BASELINE

40

RSR-IATI related activities in 2016-Q1/2017 include: the implementation to publish directly from RSR into the IATI registry (1), RSR has been updated to contain all IATI v2.02 and IATI organisation fields (2), improved IATI exports: no time-outs on large exports anymore (3), an overview of all organisation's IATI exports (4), new filtering options (5). Further alignment with IATI standard: project currency, project status and recipient country location model (6), implementation of unit tests for IATI import and export (7). Also a number of bug fixes were executed (8). The design work on including result updates through the app are finalised (to complement the upcoming RSR redesign on the website). The implementation of this feature is scheduled later in 2017. RSR Up app development milestones are openly available in Github via <https://github.com/akvo/akvo-rsr-up/milestones?state=closed>. Over the past 3 years, the release cycle of the RSR Up app is on average every quarter, so four times per year. The target for this indicator is 23 releases and turns out not actually realistic.

Indicator 4.B

RSR-IATI import and export feature available



ACTUAL

Available

TARGET

Available

BASELINE

Prototype available

The IATI export feature was already available. The feature enables an organisation to select a subset of RSR projects and publish these to an IATI XML. The 'Perform checks' option allows to check each project on missing information. Also the IATI import feature was already available. This allows any IATI file to be imported into Akvo RSR, as long as it is a valid IATI XML file.

Result 5

Akvo RSR is used for tracking progress about projects over time (paperless reporting).

Indicator 5.A

Number of organisations using the paperless reporting tool



ACTUAL

8

TARGET

4

BASELINE

0

Paperless reporting includes a number of functionalities to track project progress over time. This includes results monitoring and reporting features. There are two different use cases with regards to the reporting feature: template and custom reports. Organisations using the reporting feature are Plan Finland (a full replacement of the yearly report to the Finnish MFA - more details are outlined in this blog post: <http://akvo.org/blog/plan-international-finland-transforming-communications-monitoring-and-reporting/>). Furthermore EUTF, AfDB and also at Akvo we use the paperless reporting feature - this PPP3 report has been exported directly from RSR. Organisations that are in the progress of implementing the reporting feature include One Drop, IUCN and SNV Horticulture. The number of organisations that use the results monitoring feature in addition to the reporting feature is higher.

PPP Phase 3 – End-user feedback systems

Project summary

Maintaining water point functionality is key to the success of water supply projects. User feedback is a collaborative effort involving all stakeholders. This PPP Phase 3 project focuses on integrating SMS services with data on pump and well characteristics already collected via Akvo FLOW, to enable user feedback to be gathered via text. This will be piloted within existing programmes.

Partners

Akvo

Locations

Netherlands (The), Solomon Islands, Mali

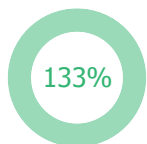
Results

Result 1

Organisations can use Akvo Flow to enable feedback loops

Indicator 1.A

Number of end user feedback pilots



ACTUAL

4

TARGET

3

BASELINE

0

In 2016, we further explored opportunities to implement end-user feedback pilots. This has resulted in the confirmation and start-up two new projects: The use of RapidPro in collaboration with local partners and UNICEF in the Pacific. It focusses on WASH in schools and how to best collect, manage and use the data (1). An end-user project using a call centre call-back system in conjunction with data collected with Akvo Flow in Mali in collaboration with SNV to facilitate and speed up repairs of break-downs of water infrastructure (2). In the nine-country programme also two pilots on end-user feedback using RapidPro (SMS) are being done, however this is not included in the actual value count for this indicator.

PPP Phase 3 – Opencast

Project summary

Akvo is working with the Dutch Ministry of Foreign Affairs (DGIS) and long-time collaborators Zimmerman & Zimmerman to develop Akvo Opencast. This is a web-based tool that lets organisations build and share via public display screens stories of their work from RSR (Really Simple Reporting) that are published according to the International Aid Transparency Initiative (IATI) standard.

Partners

Zimmerman & Zimmerman

Akvo

Locations

Kenya, Netherlands (The)

Results

Result 1

Development of opencasting tool

Indicator 1.A

Opencasting tool is operational



ACTUAL

Operational

TARGET

Operational

BASELINE

Prototype available

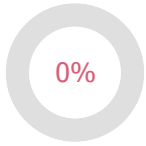
The Opencast tool is operational. It consists of an online interface where DGIS IATI activities and RSR projects are loaded automatically. Through an user friendly interface, users can select projects to visualise via an Opencast slide-show. Slides can be edited to match organisation branding. An Opencast brochure has been developed to share information about Opencast.

Result 1

Development of opencasting tool

Indicator 1.B

Number of opencasting screens installed



ACTUAL

0

TARGET

6

BASELINE

0

The Opencast tool was piloted in Kenya in 2015 with the launch of the Kenya Embassy RSR page, showing all embassy funded projects. It has not been used by other embassies. Akvo OpenCast is developed to showcase the projects for events, or in a public space in the Embassy. Many embassies are still in the process of assisting the partners in bringing projects online, so the use of OpenCast has not picked up (yet). We have also noticed that there is not much interest in Akvo OpenCast. The code is available as Open Source code so can be picked up by other organisations interested.

PPP Phase 3 - Partnership development

Project summary

Akvo's current partner network will be extended and current cooperation with governments, corporate partners, multilateral organisations, NGOs and philanthropic organisations will be intensified. These partners will contribute operationally and/or financially to the execution of PPP Phase 3.

Partners

Akvo

Locations

Netherlands (The)

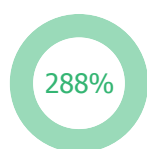
Results

Result 1

Akvo has an increased and diverse partnerships portfolio

Indicator 1.A

Number of signed governmental partnership agreements or contracts



ACTUAL

24

TARGET

9

BASELINE

1

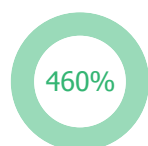
East Africa (2): With DNAAS Mozambique (through BTC Mozambique) involving water point mapping of Gaza province (1). MLGH Zambia involving water point mapping of 50 districts in Zambia (2). West Africa (4): With the Ministry of Water Resources of Sierra Leone for a national WASH mapping (1). With Ministry of Agriculture in Benin, through BTC contract we have an agreement to use Flow for agricultural data collection (2). MoU's with Niger Basin (ABFN) for water quality Niger River (3) and Volta Basin Authority (4). South Asia (2): World Bank India pilot with Punjab Rural Water Supply and Sanitation Department on using mobile phone for data collection and water quality monitoring (1). Partnership with AKDN and their partnership and contribution in Indian government's flagship sanitation program Swachh Bharat Mission (2). South East Asia (2): New in 2017 were the partnerships in Vietnam with the Government (ERIPT), aimed to contribute to the reduction of water use by Coffee farmers in northern Vietnam. The partnership with the Government of Solomon Islands is aimed at supporting a national WASH baseline. Americas (1): Lazos de Agua 2 is a 5-year initiative funded by the Inter-American Development Bank, One Drop Foundation, Coca Cola Foundation and FEMSA Foundation, to support governments into achieving the SDG Goal 6. The program creates a space to collectively identify solutions to the challenges faced in the WASH sector, focusing on Colombia, Guatemala, Mexico, Guatemala and Paraguay. We are acting as a core partner within this initiative to implement the use of Akvo Flow, Akvo RSR and Akvo Lumen as well as providing M&E support including activities around moving from data to decision making.

Result 1

Akvo has an increased and diverse partnerships portfolio

Indicator 1.B

Number of signed corporate partnership agreements or contracts



ACTUAL

23

TARGET

5

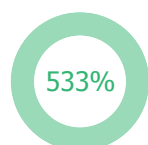
BASELINE

0

East Africa (6): With ECORYS for the use of RSR and Sites for Civil Society Fund (CSF) in South Sudan (1). With Equity Bank (2) and KCB (3) in Kenya, both for mapping financial access points with Flow. With Vantage Uganda for the use of Flow and RSR (4). With AECOM for use of Flow in TIS+ WASH programme in Somalia (5). With GIZ for use of Flow and RSR in IWaSP IWRM programme in Tanzania (6). West Africa (1): With Cowater project in Burkina Faso (funded by One Drop), using Flow for monitoring WASH and agropastory activities. South East Asia (2): With MARS we signed a new partnership to support rice suppliers of MARS in SE Asia, in working towards sustainability standards (including the reduction of water use). With Euroconsult MotMacDonald we signed a partnership to work with this consultant on a large conservation program in Indonesia, that aims to restore peatlands. Americas (3): Cisco – committed a grant for the continued development and scaling of Lumen (1). DAI – to assist with the implementation of the USAID’s Program for Aquatic Natural Resources Improvement (PANI) with use of Flow, RSR and Caddisfly, in conjunction with M&E advisory services (2). AECOM – to help implement two USAID programs, by providing innovative technologies (Flow and Lumen) in conjunction with M&E advisory services (3).

Indicator 1.C

Number of signed multi-lateral partnership agreements or contracts



ACTUAL

18

TARGET

5

BASELINE

2

East Africa (2): With KOICA for the use of Flow in WASH programmes in Ethiopia (1). With AfDB for the use of Flow and RSR in programmes in East and West Africa (2). West Africa (1): With UNICEF 9 country programme 2nd phase (1). South Asia (3): A World Bank India Pilot focussing on introducing a mobile-based tool for monitoring water quality parameters and mechanism for crowd-sourcing data in selected geographies of Punjab (1). ICIMOD for data collection using Flow in Nepal, India, Bangladesh and Pakistan on urban and rural water resource management (2). USAID Development Initiatives International for data collection on watershed health, including aspects of climate change, livelihood, governance and management from 3 river basins (Mahakali, Rapt and Karnali) in Nepal (3). South East Asia (2): Partnership with UNDP Pacific (1) and UN Women Pacific (2), to support climate programs in the Pacific.

Result 1

Akvo has an increased and diverse partnerships portfolio

Indicator 1.D

Number of signed NGO partnership agreements or contracts



ACTUAL

48

TARGET

16

BASELINE

0

East Africa (10): With SNV Zambia for the use of Flow in SILMS (agriculture) programme (1). SNV South Sudan (2) and World Vision Ethiopia (3) for the use of Flow in WASH programmes. CIVICUS Kenya and Tanzania for the use of Flow in disabled persons programmes (4). CartONG South Sudan for the use of Flow in WASH programme (5). Send a Cow Burundi, Ethiopia, Kenya, Lesotho, Rwanda, Uganda, Zambia for the use of Flow in WASH and agriculture programmes (6). SNV Kenya for the use of Flow in EOWE (gender), SWA (water/agriculture), hortIMPACT (agriculture) (7). SNV Mozambique for the use of Flow in CDN (agriculture) programme (8). ICCO Ethiopia for the use of Flow in food security programmes (9). PharmAccess Kenya for health clinics data visualisations (10). West Africa (2): With GIZ in Burkina Faso started implemented a program to support municipalities in WASH management (1). With VNG in Benin, use RSR to follow up a local project to support local land management by municipalites (2). South Asia (4): In India: with Aga Khan Development Network for their sanitation initiative focusing on facilitating infrastructure construction and monitoring behaviour change (1). Software partnership with national Indian NGO Udyogini (2). In Nepal: Rural Reconstruction Nepal for CILRREN project to use Flow to collect baseline data and pilot RSR to collect project updates and use paperless reporting in community based livelihood support and reconstruction project (3). United Mission to Nepal (4). In Bangladesh: a range of partnerships to facilitate trainings with Welthungerhilfe, Central-Mid-East and Near East Foundation. South East Asia (1): Partnership with AVRDC Vietnam, to help them use Flow for data collection on WASH programs in Vietnam and Cambodia (1). Americas (1): Helvetas Guatemala – providing M&E advisory services to them.

Result 1

Akvo has an increased and diverse partnerships portfolio

Indicator 1.E

Number of signed philanthropy partnership agreements or contracts



ACTUAL

10

TARGET

2

BASELINE

0

Global (2): Urban WaterS Hub partnership, Akvo is one of the founding fathers of the network (1). The Water Integrity Network (WIN) (2). East Africa (2): With WUR-CDI Tanzania for use of Flow in food security programmes (1). WaterNet Zimbabwe, South Africa, Namibia, Botswana, Mozambique and Madagascar for the use of RSR for various WASH/IWRM programmes (2). West Africa (1): Partnership with ANPTIC, a governmental agency promoting open data in Burkina Faso (1). South East Asia (2): Agreement with MCA (Milenium Challenge Account) from the US government, to provide services in Indonesia (1). Partnership with the Australian National University (in Australia) to facilitate student internships at our office in Canberra (2).

PPP Phase 3 – Product integration

Project summary

PPP Phase 3 aims to enhance and refine Akvo's core products during 2014-2017. Akvopedia, Akvo RSR, Akvo FLOW and Akvo Openaid will be further developed, extended with new features and adapted to become fully IATI compliant. They will become integrated so data can interchange openly between them, providing a framework for paperless reporting.

Partners

Akvo

Locations

Netherlands (The)

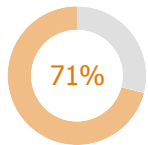
Results

Result 1

Integration between Akvo products

Indicator 1.A

Number of RSR project linked to Akvopedia articles



ACTUAL

142

TARGET

200

BASELINE

0

In total 142 RSR projects are linked to Akvopedia. All of these are WASH related projects. Focus has been more on knowledge networking towards SuSanA with the introduction of the new Akvo Visual Editor.

Result 1

Integration between Akvo products

Indicator 1.B

Number of software integrations realised



ACTUAL

5

TARGET

2

BASELINE

0

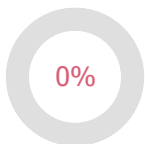
In 2016-Q1/2017 3 software integrations were realised: 1) Flow-Caddisfly integration. A mobile application has been created to read the sensor data into Flow, this is being piloted; 2) Flow integration in Lumen. There is a possibility to get Flow data via Lumen (however, it is early stage); 3) Single sign on is enabled in Lumen, but will be introduced in RSR (second half 2017) and Flow. The single sign on functionality means that users have one Akvo user account, as oppose to an account for each Akvo product, which is the current situation.

Result 2

Integration to Akvo products (availability API's)

Indicator 2.A

Number of APIs (read and write) available



ACTUAL

3

TARGET

4

BASELINE

3

RSR has a read API and a write API, Flow has a read API. Lumen not yet, planned for May 2017 will have an external API allowing reading and writing information. The FLOW refactor will focus on changing the API (more time efficient). We also want a limited Write API for Flow. Postponed RSR integration into Lumen.

PPP Phase 3 – WASH portfolio IGG Water online

Project summary

IGG's entire water and sanitation portfolio will be published online using Akvo Really Simple Reporting. This will increase transparency and enable a better understanding of the projects that IGG-Water is funding so that people can see how aid funding is being spent and what is being achieved.

Partners

Akvo

Locations

Netherlands (The)

Results

Result 1

WASH portfolio of DGIS (IGG-Water) is published online

Indicator 1.A

Operational platform available



ACTUAL

Available

TARGET

Available

BASELINE

Not available

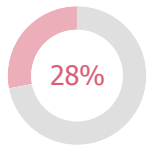
The DGIS WASH platform was available during the entire period of 2016-Q1/2017. The platform was created in 2015, as an Akvo RSR partner page and is accessible via IGGwater.akvoapp.org. The page displays the IGG Water funded programmes, visualising the programme portfolio of IGG Water.

Result 1

WASH portfolio of DGIS (IGG-Water) is published online

Indicator 1.B

Number of projects online



ACTUAL

14

TARGET

50

BASELINE

0

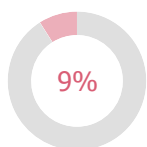
In 2016-Q1/2017 8 new programmes were published online, which brings the entire portfolio of IGGwater to 13 programmes. This is below the targetted 50 programs for the entire portfolio. However, after carefully reconsidering all programmes that should populate the IGG Water portal, only 23 programs of the initial 50 were confirmed suitable to bring online in the portfolio. This was decided by Kees Oude Lenferink, representing IGG Water, who based his decision on the topic and/or the end-date of the listed programmes. Of these 23 programmes, 22 related partners have been contacted and a meeting was organised with 21 partners. At least 5 other programmes are being expected to be brought online within the coming two months: USAID, Unicef, IUCN NL, IUCN head quarters and WIN have already completed most of the information in RSR, and are reviewing final content before publication online. With the other organisations we are still in a process of following up initial conversations on visualising the IGG Water portfolio.

Result 2

Increased use / outreach of the IGG Water platform

Indicator 2.A

Number of page views



ACTUAL

189

TARGET

2,000

BASELINE

0

In 2016 there were 189 pageviews of the platform. The page views of Q1 2017 are not yet included. Until now iggwater.akvoapp.org has been a stand-alone platform that can only be reached through typing in this specific URL. In order for the platform to promote transparency and accountability of IGG Water funds, it is crucial that the platform will be either integrated in the IGG Water website, or that visitors of the website can be redirected to the portal.

PPP Phase 3 – Dutch embassy portfolio (RSR)

Project summary

In order to be more transparent and visible, DGIS-Directory of International Green Growth (IGG) is publishing online information about its water, sanitation and hygiene (WASH) portfolio of projects. In a pilot, seven Dutch embassies (in Kenya, Mozambique, Benin, Mali, Ghana, Bangladesh and Indonesia) will use Akvo RSR to publish their WASH activities.

Partners

Akvo

Locations

Ghana, Kenya, Mozambique, Mali, Indonesia

Results

Result 1

WASH portfolio of Netherlands Embassy in target countries is published online

Indicator 1.A

Number of countries with online WASH portfolio



ACTUAL

5

TARGET

5

BASELINE

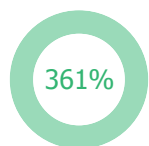
0

In 2016 and Q1 2017 Akvo engaged with the embassies in Mali, Ghana, Mozambique, Indonesia, Benin and Bangladesh. In July 2016 there was a joined mission of DGIS and Akvo to the Embassy of Mozambique. DGIS explained IATI to the embassy and the partners and Akvo gave a training in Akvo RSR to partners and selected Embassy staff. During the training four projects have been brought online. Not all partners had the mandate to post their projects online during the training. A workflow was developed on how to bring new projects online. The WASH portfolio of the Embassy in Ghana was published in Akvo RSR in 2014. The GNWP.nl website is developed and managed by Akvo. The Embassy indicated not to be interested in a broader RSR training as with GNWP most WASH related projects are already visualised. In addition, Ghana is a transition country meaning that the relationship between Ghana and the Dutch Embassy will move from aid to trade in 2020, which means not many new WASH projects are expected to start. In discussion with DGIS the Hague and the Embassy of Ghana it has been decided that as part of PPP3 the GNWP website running costs will be financed and the website upgraded. In February 2017 Akvo visited the Embassy in Ghana. During the visit selected embassy staff got a refresher training in the use of RSR, and GNWP was evaluated and a plan for the upgrade of the website created. In total 23 GNWP programmes are published. In March 2017 the WASH portfolio of the embassy in Indonesia has been published, in total 5 programmes. In Mali in close consultation with the embassy, 4 programmes have been published and organisations NEF, Wetlands International, DNH and Jege ni Jaba were trained in RSR.

Result 1

WASH portfolio of Netherlands Embassy in target countries is published online

Indicator 1.B Number of page views



ACTUAL

21,644

TARGET

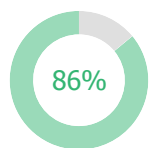
6,000

BASELINE

0

This number of pageviews will increase when the URLs of the embassy WASH portfolio's are integrated in other websites, generating web traffic and enabling for example visitors of the embassy websites to visit and view the embassy funded WASH portfolios. The page views of Q1 2017 are yet included in this number.

Indicator 1.C Number of projects online



ACTUAL

43

TARGET

50

BASELINE

0

Looking at WASH programmes only: Kenya 7 (total 36), Mozambique 4, Indonesia 5 (total 6), Mali 4, and Ghana 23 (of which 20 were published under GNWP in 2014).

PPP Phase 3 - East Africa

Project summary

Phase III of the DGIS and Akvo partnership will demonstrate paperless reporting and monitoring at scale in target countries, delivering systems that will be less burdensome, less costly, more transparent, more open and more efficient. Via our support team in East Africa, we help local partners in building capacity for online reporting, and using mobile data collection tools.

Partners

Akvo

Locations

Ethiopia, Kenya, Uganda, South Sudan, Zambia, Tanzania, United Republic of, Rwanda

Results

Result 1

Roll out of mobile based monitoring in East Africa

Indicator 1.A

Number of countries monitoring introduced



ACTUAL

6

TARGET

2

BASELINE

0

During PPP3 Flow monitoring has been introduced in 6 countries in East Africa. In the period 2016-Q1/2017 Flow monitoring was used in the following programmes: 1) Zambia; SNV Zambia (SILMS programme) and MLGH Zambia (water point mapping with national government). 2) Ethiopia; UNICEF, World Vision Ethiopia, Oxfam GB (WASH emergency programme) and Charity Water (WASH programmes). 3) Rwanda; SNV Rwanda (Gikuriro programme). 4) Mozambique; SNV Mozambique (CDN programme) and BTC Mozambique (water point mapping with national government). 5) Kenya; Bill & Melinda Gates Foundation (finance programme with banks).

Result 1

Roll out of mobile based monitoring in East Africa

Indicator 1.B	Number of WASH data points mapped		
---------------	-----------------------------------	--	--

	<i>ACTUAL</i>	<i>TARGET</i>	<i>BASELINE</i>
373%	289,808	80,000	3,053

The count includes data points from: Ethiopia NWI, MWA (Kenya, Ethiopia), Welthungerhilfe (Zimbabwe, Ethiopia, Uganda), CTB (Burundi, Mozambique), SSH4A (Kenya, Ethiopia, Uganda, Zambia, Tanzania, South Sudan, Mozambique), Splash (Ethiopia), Charity Water (Ethiopia), CartONG (South Sudan), JICA (Mozambique), KOICA (Ethiopia), AECOM (Somalia). Three of these were related to governmental WASH programmes.

Indicator 1.C	Number of trainings provided		
---------------	------------------------------	--	--

	<i>ACTUAL</i>	<i>TARGET</i>	<i>BASELINE</i>
1050%	21	2	0

A wide variety of training workshops related to WASH monitoring with Flow were facilitated with governmental departments: MoWIE Ethiopia (6 trainings), RWB Somali region, Ethiopia (3 trainings), national government in Sierra Leone (2 trainings), MLGH Zambia (2 trainings), six districts Rwanda (3 trainings), and with Arusha region, Tanzania (2 trainings). A water quality monitoring training with Caddisfly took place for Kajiado county in Kenya (not included in the actual value count for this indicator).

Indicator 1.D	Flow open data set available		
---------------	------------------------------	--	--

	<i>ACTUAL</i>	<i>TARGET</i>	<i>BASELINE</i>
100%	Available	Available	Not available

Data from the Somali region in Ethiopia is public and can be viewed on <https://ethiopianwi.akvoflow.org>.

Result 2

Activating local reporting in East Africa

Indicator 2.A

Number of countries local reporting activated



ACTUAL

2

TARGET

1

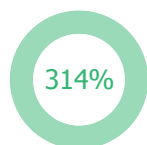
BASELINE

0

In Kenya and Mozambique the Dutch embassy funded WASH portfolios have been published in RSR. With the embassies in South Sudan, Uganda and Ethiopia, we are in early stages of conversation about online publication of embassy funded portfolios. Other organisations that are in the process of publishing their project portfolio are the AfDB, SNV Kenya and ICRAF. The AfDB portfolio will include programmes from the entire African continent.

Indicator 2.B

Number of projects online



ACTUAL

22

TARGET

7

BASELINE

0

Apart from the Netherlands Embassies in Kenya and Mozambique, also the AfDB, SNV Kenya (both in line with the IATI standard) and ICRAF (without IATI) have published their project activities in RSR. The portfolio of the AfDB that will be published include over 50 projects.

Indicator 2.C

Number of trainings provided



ACTUAL

6

TARGET

2

BASELINE

0

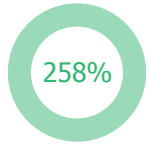
A number of RSR trainings were organised: Netherlands embassy Mozambique (1 training), AfDB (1 training in Kenya), SNV Kenya (1 training), and ICRAF (1 training in Kenya).

Result 2

Activating local reporting in East Africa

Indicator 2.D

Number of people trained



ACTUAL

103

TARGET

40

BASELINE

0

Over 60 people were trained in the use of RSR the in East Africa region. Netherlands embassy Mozambique (20), WaterNet (14), SNV Kenya (4), AfDB (15), and ICRAF (10).

PPP Phase 3 - West Africa

Project summary

Phase III of the DGIS and Akvo partnership will demonstrate paperless reporting and monitoring at scale in target countries, delivering systems that will be less burdensome, less costly, more transparent, more open and more efficient. Via our support team in West Africa, we help local partners in building capacity for online reporting, and using mobile data collection tools.

Partners

Akvo

Locations

Burkina Faso, Mali, Liberia, Congo, The Democratic Republic of the, Sierra Leone, Niger (The), Nigeria, Ghana, Mauritania, Côte Divoire, Benin

Results

Result 1

Roll out of mobile based monitoring in West Africa

Indicator 1.A

Number of countries monitoring introduced



ACTUAL

7

TARGET

2

BASELINE

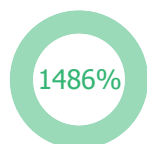
0

In 2016 Flow monitoring was introduced in Sierra Leone for national level WASH mapping and monitoring. Activities also started in Liberia, where a WASH remapping will take place in 2017. In 2016 Akvo started to work with the Near East Foundation and with Wetlands within the BAM GIRE programme, where we support field data collection by smartphone with Flow. Akvo worked with AECOM on a pastoralism project to map water points for cattle.

Result 1

Roll out of mobile based monitoring in West Africa

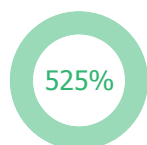
Indicator 1.B	Number of WASH data points mapped		
---------------	-----------------------------------	--	--



<i>ACTUAL</i>	<i>TARGET</i>	<i>BASELINE</i>
577,807	40,000	1,186

The count includes data points from the Flow dashboards of the government of Sierra Leone, DNSP Unicef Benin, DNH Mali, SNV Mali, UNICEF Mauritania and Cote d'Ivoire.

Indicator 1.C	Number of trainings provided		
---------------	------------------------------	--	--



<i>ACTUAL</i>	<i>TARGET</i>	<i>BASELINE</i>
21	4	0

In Sierra Leone on Akvo Flow with the Ministry of Water Resources (1), in Liberia for the WASH consortium (Flow and Caddisfly) (2) and in Ivory Coast (mapping in 2 regions) (3).

Indicator 1.D	Flow open data set available		
---------------	------------------------------	--	--



<i>ACTUAL</i>	<i>TARGET</i>	<i>BASELINE</i>
Available	Available	Not available

The national WASH data from Sierra Leone has been published to Water Point Data Exchange (WPDx).

Result 2

Activating local reporting in West Africa

Indicator 2.A

Number of countries local reporting activated



ACTUAL

2

TARGET

2

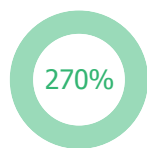
BASELINE

0

In Mali we are in close contact with the embassy and partners about the publication of embassy funded programmes. Not all partners wanted to publish their embassy funded activities online, therefore we have been working with the organisations that do like to publish their portfolio online, and train them individually. In Ghana, all the WASH programmes are published under the GNWP. VNG started publication of their Benin project portfolio in RSR in 2016.

Indicator 2.B

Number of projects online



ACTUAL

27

TARGET

10

BASELINE

0

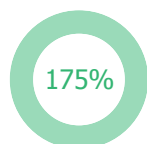
These include the projects of the Netherlands embassy in Mali and Ghana. In Ghana these include the projects that are published as part of the GNWP programme (in total 23). Under PPP3 we have trained embassy staff in supporting partners with online project publication. In Mali 4 WASH programmes funded by the embassy have been published in RSR.

Result 2

Activating local reporting in West Africa

Indicator 2.C

Number of trainings provided



ACTUAL

7

TARGET

4

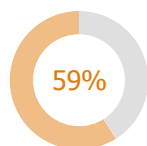
BASELINE

0

We provided 1 training at the embassy in Ghana. In Mali we are working with the organisations that do like to publish their portfolio online, and train them individually: NEF, DNH, Jege ni Jaba, and Wetlands. Furthermore in West Africa RSR trainings were facilitated for AfDB (1 training in Ivory Coast) and ICRAF (1 training in Mali).

Indicator 2.D

Number of people trained



ACTUAL

47

TARGET

80

BASELINE

0

People are trained from the NLs embassy in Ghana (1), and their partners NEF (9), DNH-PCA-IWRM (5), Wetlands Mali (5). Also people were trained from AfDB in Ivory Coast (12), ICRAF in Mali (10) and VNG Benin (5).

PPP Phase 3 - South Asia

Project summary

Phase 3 of the DGIS and Akvo partnership will demonstrate paperless reporting and monitoring at scale in target countries, delivering systems that will be less burdensome, less costly, more transparent, more open and more efficient. Via our support team in Asia, we help local partners in building capacity for online reporting, and using mobile data collection tools.

Partners

Akvo

Locations

India, Bangladesh, Nepal, Pakistan

Results

Result 1

Roll out of mobile based monitoring in South Asia

Indicator 1.A

Number of countries monitoring introduced



ACTUAL

4

TARGET

1

BASELINE

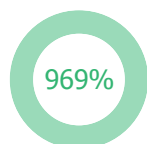
0

During PPP3 Flow monitoring has been introduced in 4 countries in South Asia. In the period 2016-Q1/2017 Welthungerhilfe is in the process of introducing Flow monitoring in Tajikistan, Afganistan, Pakistan, were trained on their various project themes such as food and nutrition security, market assessment, DRR. The Near East Foundation is in the process of introducing Flow in Sudan, Jordan, Palestine and Lebanon, where they were trained on their respective initiatives on social and economic development challenges.

Result 1

Roll out of mobile based monitoring in South Asia

Indicator 1.B	Number of WASH data points mapped		
---------------	-----------------------------------	--	--



ACTUAL

19,375

TARGET

2,000

BASELINE

0

The count includes the WASH data points from the Flow dashboards of SIEU Nepal, the World Bank India pilot, AKDN and Splash.

Indicator 1.C	Number of trainings provided		
---------------	------------------------------	--	--



ACTUAL

4

TARGET

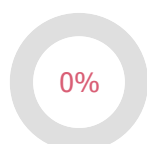
2

BASELINE

0

One Flow-Caddisfly training session was facilitated for the World Bank India Pilot with District Water Supply and Sanitation Committee, in Amritsar, Punjab. The training session focussed on water quality monitoring using mobile phone based devices. It involved training of community and government representatives to generate data and help design for a larger and longer pilot in Punjab.

Indicator 1.D	Flow open data set available		
---------------	------------------------------	--	--



ACTUAL

Not available

TARGET

Available

BASELINE

Not available

The data is not yet open.

Result 2

Activating local reporting in South Asia

Indicator 2.A

Number of countries local reporting activated



ACTUAL

1

TARGET

1

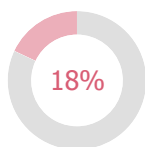
BASELINE

0

We have had a number of discussions with the Dutch Embassy in Bangladesh to publish the WASH activities they fund. Furthermore RSR has been activated in 2 programmes in Nepal (PANI and CILRREN).

Indicator 2.B

Number of projects online



ACTUAL

2

TARGET

11

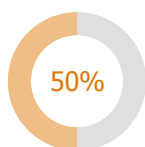
BASELINE

0

Two projects online: 1) CILRREN Community Initiatives for Livelihoods Rehabilitation in Response to Earthquake. And 2) PANI project in Nepal, which focuses on measuring health of local watersheds.

Indicator 2.C

Number of trainings provided



ACTUAL

1

TARGET

2

BASELINE

0

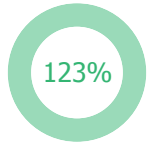
We visited the Dutch Embassy in Dhaka several times, with the aim to discuss the roll-out of publishing the Embassy funded WASH portfolio online. An RSR training for embassy and partners as part of the embassy pilot has not taken place. After consultation with the Dutch Embassy in Bangladesh, DGIS advised to not focus on this embassy any longer as part of the pilot. Due to capacity and time constraints at the Dutch Embassy in Bangladesh, as well as the risk of confusion between the DGIS IATI project and PPP embassy pilot. One RSR workshop was held for Rural Reconstruction Nepal's CILRREN project in Nepal.

Result 2

Activating local reporting in South Asia

Indicator 2.D

Number of people trained



ACTUAL

49

TARGET

40

BASELINE

0

49 people were trained in RSR as part of the Rural Reconstruction Nepal CILRREN programme.

PPP Phase 3 - South East Asia

Project summary

Phase 3 of the DGIS & Akvo partnership will demonstrate paperless reporting and monitoring at scale in target countries, delivering systems that will be less burdensome, less costly, more transparent, more open and more efficient. Via our support team in South East Asia, we help local partners in building capacity for online reporting, and using mobile data collection tools.

Partners

Akvo

Locations

Indonesia, Marshall Islands (The), Nauru, Vanuatu, Solomon Islands, Fiji

Results

Result 1

Roll out of mobile based monitoring in South East Asia

Indicator 1.A

Number of countries monitoring introduced



ACTUAL

6

TARGET

1

BASELINE

0

During PPP3 Flow monitoring has been introduced in 2 countries in South East Asia - Pacific. In the period 2016-Q1/2017 Flow monitoring was used in the following programmes: finalisation of Cardno (600.000 surveys). Introduction of Flow with AVRDC for monitoring WASH programmes in Vietnam and Cambodia. Continuation of the partnership with UNICEF in the Pacific.

Indicator 1.B

Number of WASH data points mapped



ACTUAL

278,716

TARGET

100,000

BASELINE

80,538

The count includes the WASH data points of Cardno, Unicef Pacific and AVRDC.

Result 1

Roll out of mobile based monitoring in South East Asia

Indicator 1.C	Number of trainings provided
---------------	------------------------------



ACTUAL

8

TARGET

2

BASELINE

0

In 2016-Q1/2017 3 training sessions were provided: for the Fiji Government - Ministry of Education (disaster response and damage assessments, baseline of school WASH infrastructure) (1). Fiji Government - Ministry Department of Water and Sewage (monitoring water treatment plants) (2). Solomon Islands Government - Ministry of Health and Medical Services (MHMS) (refresher training Flow) (3).

Indicator 1.D	Flow open data set available
---------------	------------------------------



ACTUAL

Available

TARGET

Available

BASELINE

Not available

The data from UNICEF Pacific is open - it includes WASH data per country. UNICEF is discussing with WPDx to share the data via the database. Data from Cardno Indonesia is shared with the Indonesian Government, and discussions around making the data public are taking place.

Result 2

Activating local reporting in South East Asia

Indicator 2.A Number of countries local reporting activated



ACTUAL

3

TARGET

1

BASELINE

0

The RSR pilot at the embassy in Indonesia was approved in late 2016, and a workshop executed in Jakarta in March 2017. The WASH portfolio is being published. Other active users of RSR are UNICEF Pacific and ICCO South East Asia and Pacific.

Indicator 2.B Number of projects online



ACTUAL

15

TARGET

6

BASELINE

0

The Netherlands embassy in Jakarta published 6 programmes, of which 5 WASH related. UNICEF Pacific published 10 projects in RSR.

Indicator 2.C Number of trainings provided



ACTUAL

2

TARGET

2

BASELINE

0

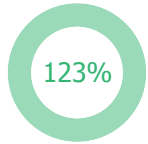
In March 2017 an RSR training was facilitated for staff and partners of the Netherlands embassy in Jakarta. In 2016 two visits to the embassy took place; these involved a general meeting and a lunch presentation for ambassador + staff. An RSR training was also organised for UNICEF in the Pacific.

Result 2

Activating local reporting in South East Asia

Indicator 2.D

Number of people trained



ACTUAL

49

TARGET

40

BASELINE

0

Of the Netherlands embassy staff in Jakarta and partner organisations, 18 people were trained in RSR. During the course of 2016-Q1/2017 31 people were trained from UNDP, UNICEF and the Fiji Ministry of Education.

PPP Phase 3 – Events and communication

Project summary

Akvo aims to assist its partners in developing an open communication and data strategy, so their work is visible to those who want to follow it. Several external and internal events are organised to share and exchange information.

Partners

Akvo

Locations

Netherlands (The), Sweden

Results

Result 1

Increased Akvo outreach to partners

Indicator 1.A

Number of newsletters (yearly)

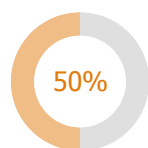
	<i>ACTUAL</i>	<i>TARGET</i>	<i>BASELINE</i>
 350%	21	6	0

In total 21 newsletters were sent to partners in 2016-Q1/2017. The type of newsletter varied: Akvo partners newsletters (5), Akvo Flow product bulletin (3), Akvo RSR product bulletin (2), Akvo West Africa (6), Akvo Track Day (2), Stockholm World Water Week (3), Akvo South East Asia Pacific Video Newscasts (3).

Result 1

Increased Akvo outreach to partners

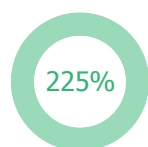
Indicator 1.B	Number of page views Akvo website		
---------------	-----------------------------------	--	--



<i>ACTUAL</i>	<i>TARGET</i>	<i>BASELINE</i>
5,083,049	8,000,000	2,186,500

The number of page views for the Akvo website up until end 2016 are over 4 million page views. As also outlined in last years' deliverables report, the set targets for this indicator are not realistic; the number of page-views mentioned in the PPP report 2014 were mistakenly too high. It should have been 2.627.384 for 2014. The total number of pageviews from day one of Akvo.org (including rsr.akvo.org Akvo RSR partner pages) were 5.083.049 up to 31 December 2016.

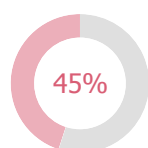
Indicator 1.C	Number of track day locations (cumulative)		
---------------	--	--	--



<i>ACTUAL</i>	<i>TARGET</i>	<i>BASELINE</i>
9	4	0

A number of track days were organised in 2016-Q1/2017: in Amsterdam in June (1), in Delhi in July (2), in Kathmandu in September (3), in Nairobi in November (4), in Ouagadougou in March 2017 (5). South East Asia Pacific region focused on attending a WASH futures event in Brisbane, where all regional WASH partners came together (April 2016).

Indicator 1.D	Number of visitors Open Development Camp / Hackathon		
---------------	--	--	--



<i>ACTUAL</i>	<i>TARGET</i>	<i>BASELINE</i>
45	100	0

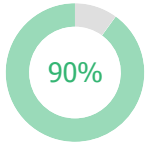
The Track Day event in Nepal focused on open data. This blog outlines the details of this open data event: <http://akvo.org/blog/akvo-track-day-in-nepal-old-friends-new-tools-and-open-data/>.

Result 1

Increased Akvo outreach to partners

Indicator 1.E

Number of visitors Dutch Embassy Reception SWWW



ACTUAL

135

TARGET

150

BASELINE

0

Akvo's presence at the Stockholm World Water Week in 2016 involved a stand, participation in a number of sessions and an evening reception at the Netherlands Embassy. 135 people attended the reception. Amongst other objectives, main focus was put on demoing Akvo Caddisfly and do a soft launch for Akvo Lumen. This blog outlines details of the SWWW event: "<http://akvo.org/blog/swww16-its-a-wrap/>.

Result 2

Strengthened internal collaboration and communication

Indicator 2.A

Number of team weeks (yearly)



ACTUAL

14

TARGET

1

BASELINE

0

During 2016 and Q1/2017 several focused team gatherings occurred: Dev team week (1), Amsterdam team day (1), South East Asia Pacific team week (3), East Africa team week (1), West Africa team week (1), South Asia team week (2), USA team meeting (1), Communications team week (3) and Hub managers week (1).